

Grizzly[®] Industrial

CORPORATE HEADQUARTERS

P.O. BOX 2069. BELLINGHAM, WA U.S.A.

TELEPHONE: (360) 647-0801 • FAX: (360) 676-1075

Introducing the Grizzly Model G0451 14" Sliding Table Saw



MACHINE HIGHLIGHTS

- 10 HP, 220/440V, 3-Phase main motor drives a 14" blade with 1" arbor.
- 1 HP, 220/440V, 3-Phase scoring motor.
- Handles workpieces up to 125" wide x 98³/₈" long.
- Cuts up to 4¹/₂" deep at 90° and 3¹/₂" deep at 45°.
- Blades tilt from 0°-45°.
- Features an easily adjustable riving knife and saw guard with built-in dust hood.

The Model G0451 Sliding Table Saw is available for \$6,995.00. As with all Grizzly products, the Model G0451 is covered by a one-year warranty. For more information call 1-800-523-4777 or visit www.grizzly.com.



MACHINE DATA SHEET

Customer Service #: (570) 546-9663 · To Order Call: (800) 523-4777 · Fax #: (800) 438-5901

MODEL G0451 SLIDING TABLE SAW-10HP

Product Dimensions:

Weight..... 1309 lbs.
 Length/Width/Height..... 117-1/2 x 105-1/2 x 49 in.
 Foot Print (Length/Width)..... 54-1/2 x 39 in.

Shipping Dimensions:

Type..... Wood Slat Crate
 Content..... Machine
 Weight..... 1680 lbs.
 Length/Width/Height..... 103 x 46 x 43 in.

Electrical:

Power Requirement..... 220V or 440V, 3-Phas
 Switch..... Magnetic with Thermal Overload Protection
 Switch Voltage..... 220V
 Minimum Circuit Size..... 30A at 220V, 15A at 440V
 Plug Included..... No
 Recommended Plug/Outlet Type..... L15-30 at 220V, Hardwire Locking Switch at 440V
 Conversion To 440V..... Requires Part# G440VG0451
 Phase Converter..... G7978

Motors:

Scoring

Type..... TEFC Induction
 Horsepower..... 1 HP
 Voltage..... 220/440V
 Prewired..... 220V
 Phase..... 3-Phase
 Amps..... 3.6A at 220V, 1.8A a
 Speed..... 3450 RPM
 Cycle..... 60 Hz
 Number Of Speeds..... 1
 Power Transfer Belt Drive
 Bearings..... Shielded and Lubricated

Main

Type..... TEFC Induction
 Horsepower..... 10 HP
 Voltage..... 220/440V
 Prewired..... 220V
 Phase..... 3-Phase
 Amps..... 26A at 220V, 13A at
 Speed..... 3450 RPM
 Cycle..... 60 Hz
 Number Of Speeds..... 1
 Power Transfer Belt Drive
 Bearings..... Shielded and Lubricated

Main Specifications:

Operation Information

Main Blade Size.....	14 in.
Main Arbor Size.....	1 in.
Scoring Blade Size.....	120 mm
Scoring Blade Arbor Size.....	22 mm
Main Blade Tilt.....	0 - 45 deg.
Main Blade Speed.....	4200 RPM
Scoring Blade Tilt.....	0 - 45 deg.
Scoring Blade Speed.....	8000 RPM

Cutting Capacities

Max Depth Of Cut At 90D.....	4-1/8 in.
Max Depth Of Cut At 45D.....	2-7/8 in.
Table With Rip Fence Max Cut Width.....	32-5/8 in.
Sliding Table With Cross Fence Max Cut Width.....	98-3/8 in.
Sliding Table With Cross Fence Max Cut Length.....	126 in.
Miter Fence Cut Width At 45D.....	114-1/2 in.

Table Information

Floor To Table Height.....	33-1/2 in.
Table Size Length.....	39-1/4 in.
Table Size Width.....	24 in.
Table Size Thickness.....	2-1/2 in.
Table Size With Ext Wings Length.....	68 in.
Table Size With Ext Wings Width.....	39-3/4 in.
Table Size With Ext Wings Thickness.....	2-1/2 in.
Sliding Table Length.....	98 in.
Sliding Table Width.....	13-3/4 in.
Sliding Table Thickness.....	6 in.
Sliding Table T Slot Top Width.....	5/8 in.
Sliding Table T Slot Height.....	5/8 in.
Sliding Table T Slot Bottom Width.....	1-3/8 in.

Fence Information

Fence Type.....	Single Lever Locking, Extruded Aluminum
Fence Size Length.....	39-3/8 in.
Fence Size Width.....	2-3/8 in.
Fence Size Height.....	3-1/2 in.
Fence Stops.....	2

Construction Materials

Table Construction.....	Cast Iron
Sliding Table Construction.....	Aluminum
Base Construction.....	Steel
Body Assembly Construction.....	Steel
Cabinet Construction.....	Steel
Trunnions Construction.....	Cast Iron
Rollers Construction.....	Steel
Fence Assembly Construction.....	Extruded Aluminum
Rails Construction.....	Chromed Steel
Guard Construction.....	Plastic
Spindle Bearing Type.....	Radial Ball Bearing 6206-2RS
Paint.....	Powder Coated

Other Related Information

No Of Dust Ports.....	2
Dust Port Size.....	2-1/2, 5 in.

Other Specifications:

Country Of Origin Taiwan
Warranty 1 Year
Serial Number Location Grizzly ID Label
Assembly Time 2-1/2 hours

Features:

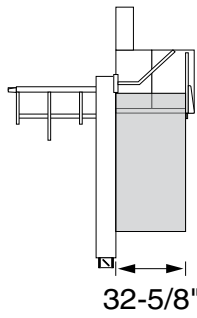
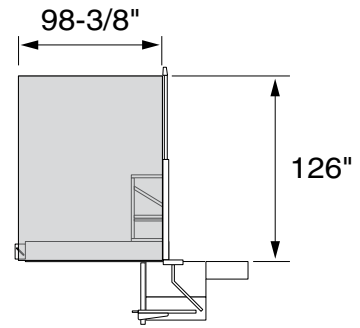
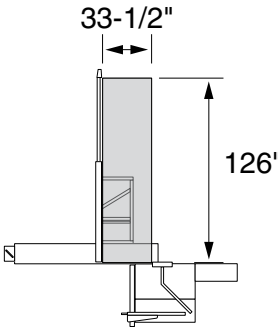
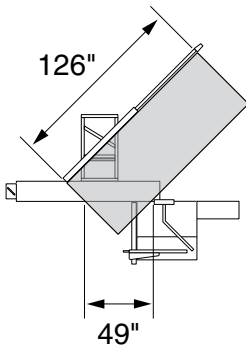
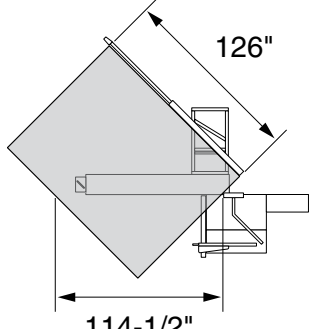
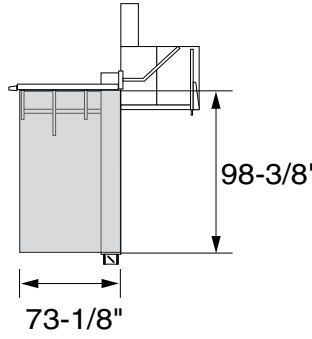
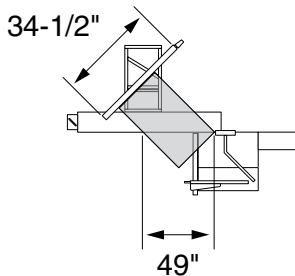
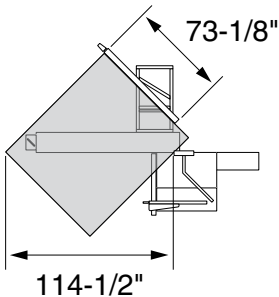
Blade Guard with 2 1/2" Dust Port
5" Main Dust Port
Adjustable Scoring Knife Kerf
Adjustable Riving Knife
Mirco Adjustable, Single Lever Locking Fence



SLIDING TABLE SAW CAPACITIES

Customer Service #: (570) 546-9663 • To Order Call: (800) 523-4777 • Fax #: (800) 438-5901

MODEL G0451 14" SLIDING TABLE SAW

 <p>Ripping Width</p> <p>32-5/8"</p>	 <p>Cross Cut</p> <p>98-3/8"</p> <p>126"</p>
 <p>Miter Cut 90° (push cut)</p> <p>33-1/2"</p> <p>126"</p>	 <p>Miter Cut 45° (push cut)</p> <p>126"</p> <p>49"</p>
 <p>Miter Cut 45°</p> <p>126"</p> <p>114-1/2"</p>	 <p>Cross Cut (fence not extended)</p> <p>98-3/8"</p> <p>73-1/8"</p>
 <p>Miter Cut 45° (push cut, fence not extended)</p> <p>34-1/2"</p> <p>49"</p>	 <p>Miter Cut 45° (fence not extended)</p> <p>73-1/8"</p> <p>114-1/2"</p>