



MACHINE DATA SHEET

Customer Service #: (570) 546-9663 · To Order Call: (800) 523-4777 · Fax #: (800) 438-5901

MODEL G0623X3 10" 5 HP 3-PHASE EXTREME-SERIES™ SLIDING TABLE SAW

Product Dimensions:

Weight..... 533 lbs.
Length/Width/Height..... 76 x 124-3/4 x 46 in.
Foot Print (Length/Width)..... 60 x 28 in.

Shipping Dimensions:

Carton #1

Type..... Wood Crate
Content..... Machine
Weight..... 556 lbs.
Length/Width/Height..... 46 x 42 x 44 in.

Carton #2

Type..... Cardboard
Content..... Stand
Weight..... 114 lbs.
Length/Width/Height..... 67 x 18-1/2 x 10 in.

Electrical:

Power Requirement..... 220V or 440V, 3-Phas
Switch..... Magnetic with Thermal Overload Protection
Minimum Circuit Size..... 30A @ 220V, 15A @ 440V
Plug Included..... No
Recommended Plug/Outlet Type..... L15-30 @ 220V/ Locking Disconnect Switch @ 440V
Conversion To 440V..... Requires Part# G440VG0623X3
Phase Converter..... G5845

Motors:

Main

Type..... TEFC Induction
Horsepower..... 7.5 HP
Voltage..... 220V/440V
Prewired..... 220V
Phase..... 3-Phase
Amps..... 20A @ 220V, 10A @ 44
Speed..... 3450 RPM
Cycle..... 60 Hz
Number Of Speeds..... 1
Power Transfer V-Belt Drive
Bearings..... Sealed and Lubricated

Main Specifications:

Operation Information

Main Blade Size.....	10 in.
Main Arbor Size.....	5/8 in.
Scoring Blade Size.....	3-1/8 in.
Scoring Blade Arbor Size.....	22 mm
Maximum Width of Dado.....	13/16 in.
Main Blade Tilt.....	0-45 deg.
Main Blade Speed.....	4000 RPM
Scoring Blade Tilt.....	0-45 deg.
Scoring Blade Speed.....	8000 RPM

Cutting Capacities

Max Depth Of Cut At 90D.....	3-1/8 in.
Max Depth Of Cut At 45D.....	2-1/4 in.
Table With Rip Fence Max Cut Width.....	33 in.
Sliding Table With Cross Fence Max Cut Width.....	78-1/2 in.
Sliding Table With Cross Fence Max Cut Length.....	63 in.
Miter Fence Cut Width At 45D.....	63 in.

Table Information

Floor To Table Height.....	33-5/8 in.
Table Size Length.....	27 in.
Table Size Width.....	14-3/8 in.
Table Size Thickness.....	2 in.
Table Size With Ext Wings Length.....	47 in.
Table Size With Ext Wings Width.....	40 in.
Table Size With Ext Wings Thickness.....	2 in.
Sliding Table Length.....	63 in.
Sliding Table Width.....	12-1/4 in.
Sliding Table Thickness.....	3-1/2 in.
Sliding Table T Slot Top Width.....	5/8 in.
Sliding Table T Slot Height.....	1/2 in.
Sliding Table T Slot Bottom Width.....	1-1/4 in.

Fence Information

Fence Type.....	Extruded Aluminum
Fence Size Length.....	33-1/2 in.
Fence Size Width.....	2 in.
Fence Size Height.....	4-1/4 in.
Fence Stops.....	2

Construction Materials

Table Construction.....	Cast Iron
Sliding Table Construction.....	Aluminum
Base Construction.....	Steel
Body Assembly Construction.....	Steel
Cabinet Construction.....	Steel
Trunnions Construction.....	Cast Iron
Fence Assembly Construction.....	Extruded Aluminum
Rails Construction.....	Hardened Steel
Guard Construction.....	Plastic
Spindle Bearing Type.....	Radial Ball Bearing 6004LLB
Paint.....	Powder Coating

Other Related Information

No Of Dust Ports.....	2
Dust Port Size.....	4, 2-1/2 in.

Other Specifications:

Country Of Origin Taiwan
Warranty 1 Year
Serial Number Location Machine ID Label on Front of Machine
Assembly Time 1-1/2 hrs.

Features:

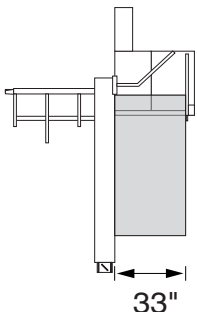
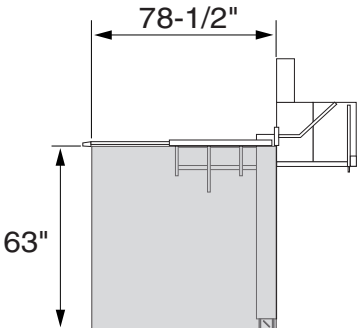
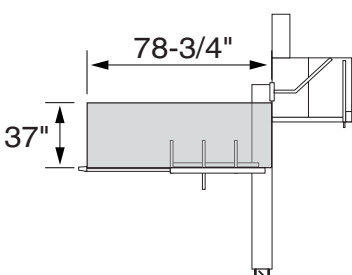
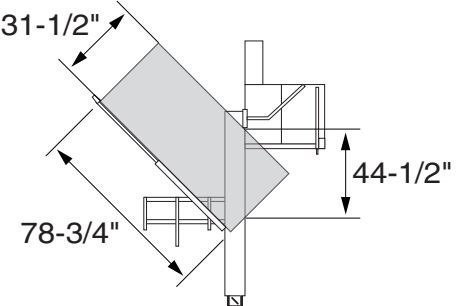
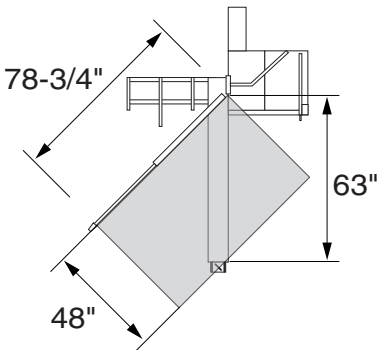
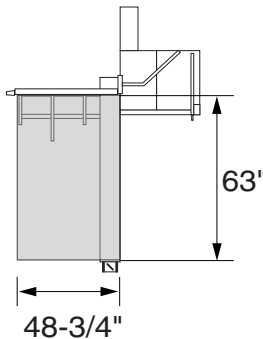
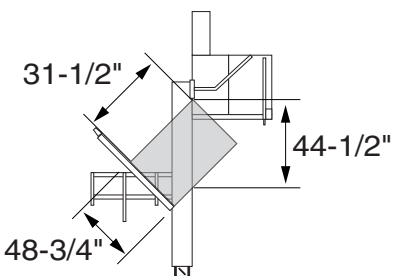
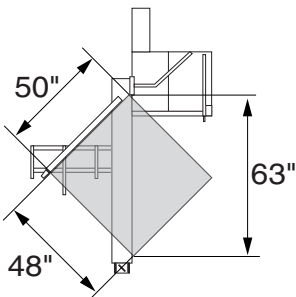
Blade Guard with 2-1/2" Dust Port
4" Main Dust Port
Adjustable Scoring Knife Kerf
Adjustable Riving Knife
Single Lever Locking Fence
Dados Up To 13/16" Wide



SLIDING TABLE SAW CAPACITIES

Customer Service #: (570) 546-9663 • To Order Call: (800) 523-4777 • Fax #: (800) 438-5901

MODEL G0623X3 10" SLIDING TABLE SAW

 <p>Ripping Width</p>	 <p>Cross Cut</p>
 <p>Miter Cut 90° (push cut)</p>	 <p>Miter Cut 45° (push cut)</p>
 <p>Miter Cut 45°</p>	 <p>Cross Cut (fence not extended)</p>
 <p>Miter Cut 45° (push cut, fence not extended)</p>	 <p>Miter Cut 45° (fence not extended)</p>