



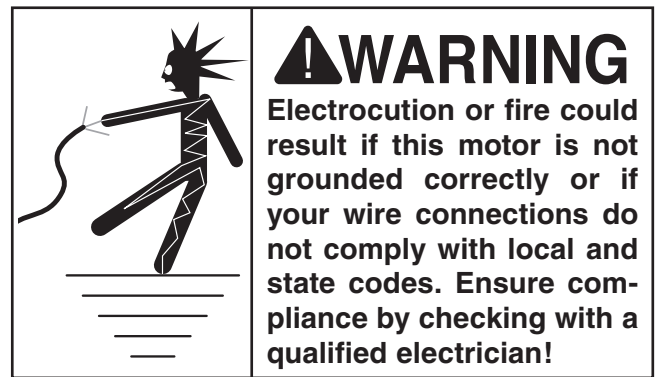

MODEL H5390 5 HP ELECTRIC MOTOR INSTRUCTION SHEET

Model H5390 Specifications

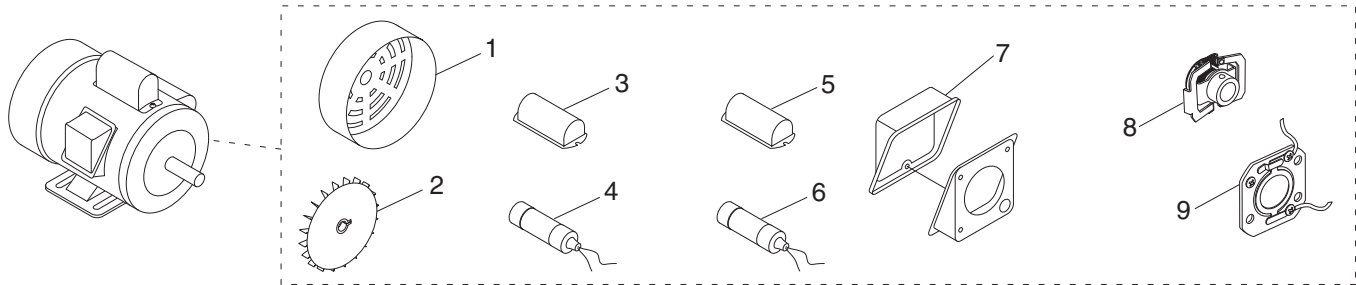
Power 5 HP
 Cycle..... 60Hz
 Voltage 220V
 Amps 25A
 RPM..... 3450
 Phase Single
 Class..... B
 Start Capacitor 400MFD 125VAC
 Dimensions..... 1 7/8"D x 3 3/8"L
 Run Capacitor 50MFD 350VAC
 Dimensions..... 1 7/8"D x 3 3/8"L

Electrical Safety

If you are unsure how to attach wires to terminals, DO NOT continue. Contact a qualified electrician for assistance. Connecting wires improperly may cause them to come loose or contact other wires, which can cause electrocution, fire, or a short.



Replaceable Parts

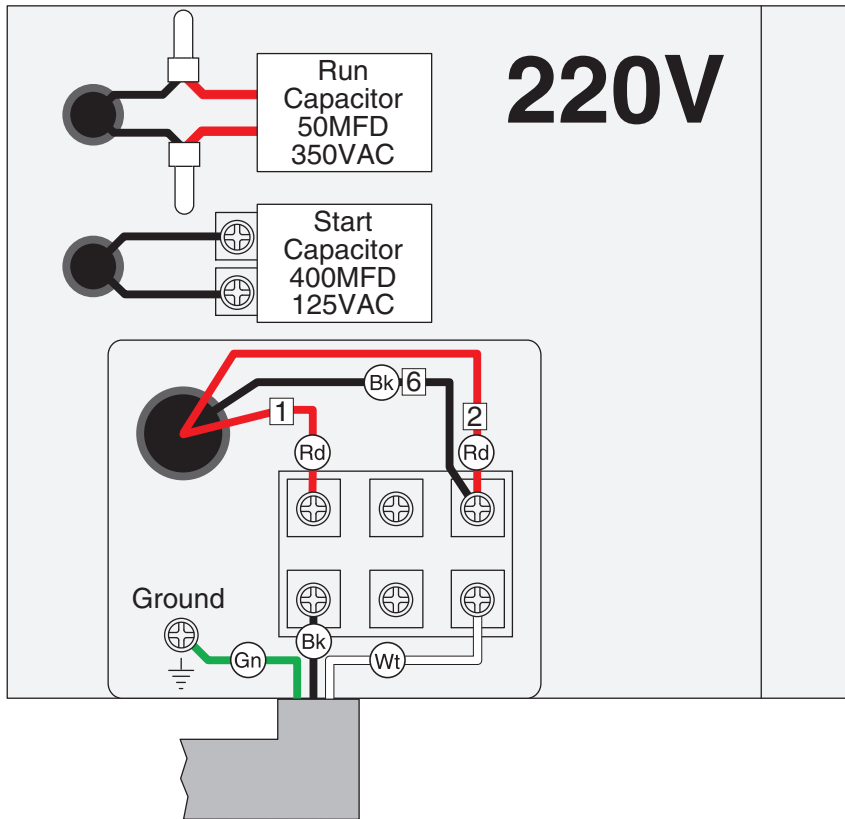


REF	PART #	DESCRIPTION
1	PH5390001	MOTOR FAN COVER
2	PH5390002	MOTOR FAN
3	PH5390003	S CAPACITOR COVER
4	PC400E	S CAPACITOR 400M 125V 1-7/8 X 3-3/8
5	PH5390005	R CAPACITOR COVER

REF	PART #	DESCRIPTION
6	PC050C	R CAPACITOR 50M 350V 1-7/8 X 3-3/8
7	PH5390007	JUNCTION BOX
8	PH5390008	CENTRIFUGAL SWITCH
9	PH5390009	CONTACT PLATE

COPYRIGHT © DECEMBER, 2007 BY GRIZZLY INDUSTRIAL, INC.
WARNING: NO PORTION OF THIS INSTRUCTION SHEET MAY BE REPRODUCED IN ANY SHAPE OR FORM WITHOUT THE WRITTEN APPROVAL OF GRIZZLY INDUSTRIAL, INC.
 #JB10237 PRINTED IN TAIWAN

H5390 Wiring Diagram

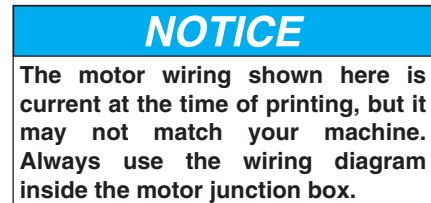
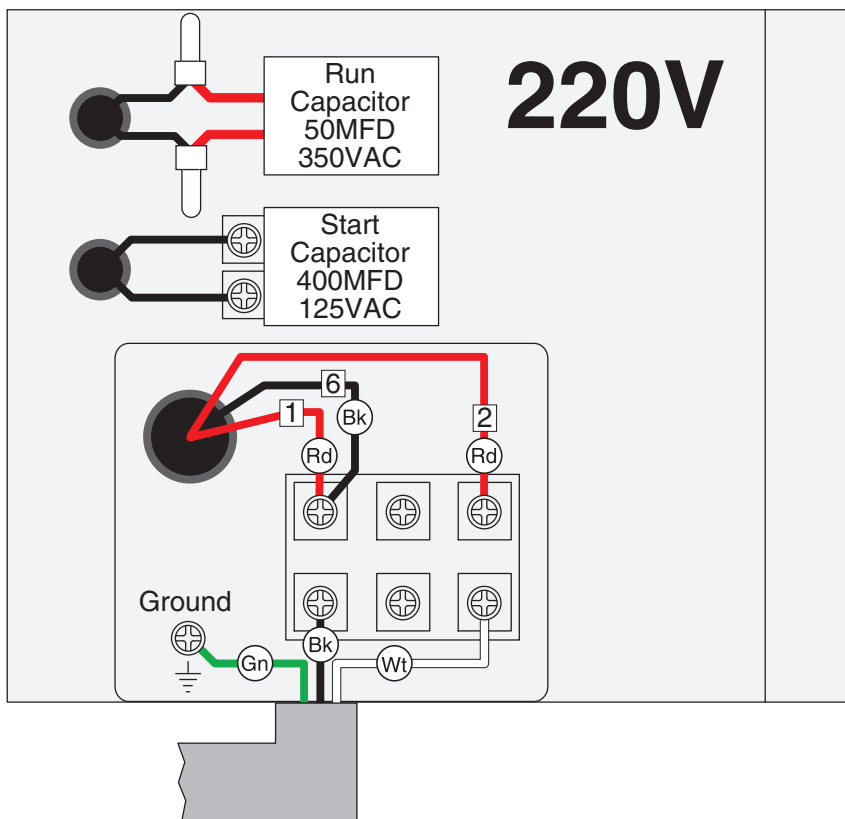


COLOR KEY

BLACK	Bk
WHITE	Wt
GREEN	Gn
RED	Rd



**Clockwise
Rotation (PREWIRED)**



**Counterclockwise
Rotation**

