



For questions or help with this product contact Tech Support at (570) 546-9663 or techsupport@grizzly.com

MODEL T32839 SLIDING LOG CROSSCUT JIG INSTRUCTIONS

Using Jig

Mount the Model T32839 on the tracks of the T32838 Bandsaw Sled to smoothly feed logs up to 11³/₄" wide across the table of your vertical wood-cutting bandsaw.

IMPORTANT: Refer to the bandsaw manual for information on safely operating your bandsaw.

! WARNING

To reduce risk of eye injury from flying chips or lung damage from breathing dust, always wear safety glasses and a respirator when operating bandsaw.



Items Needed

Qty

Vertical Bandsaw.....	1
T32838 Bandsaw Sled	1

To use jig:

1. Refer to **Model T32838 Instructions** to install bandsaw sled on bandsaw.
2. DISCONNECT BANDSAW FROM POWER!

3. Align tracks of crosscut jig with tracks of bandsaw sled, then slide jig onto sled (see **Figure 1**).

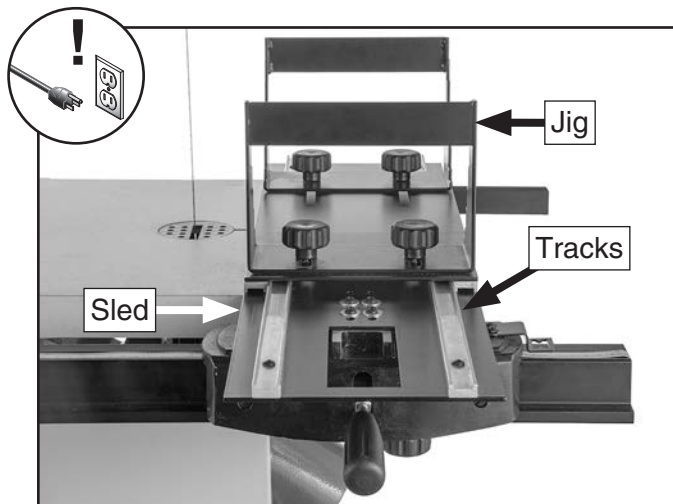


Figure 1. Crosscut jig slid onto bandsaw sled.

4. Loosen lock knobs shown in **Figure 2** and adjust log holders fully open.

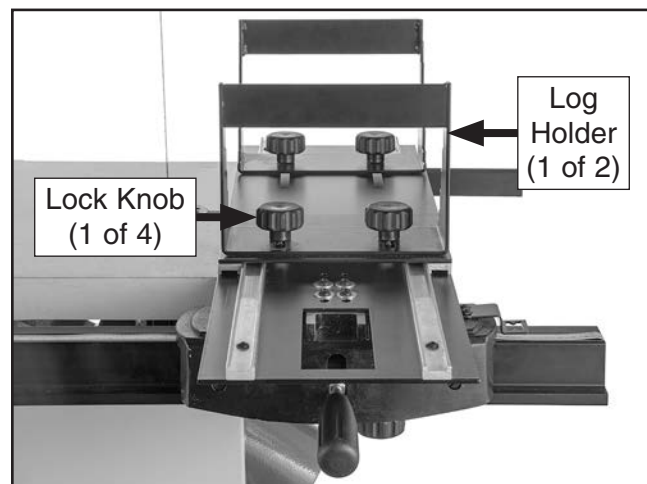


Figure 2. Location of lock knobs and log holders.

5. Rest workpiece between log holders and align bandsaw blade with intended line of cut (see **Figure 3**).
6. Adjust log holders until workpiece is secure, then tighten lock knobs (see **Figure 3**).

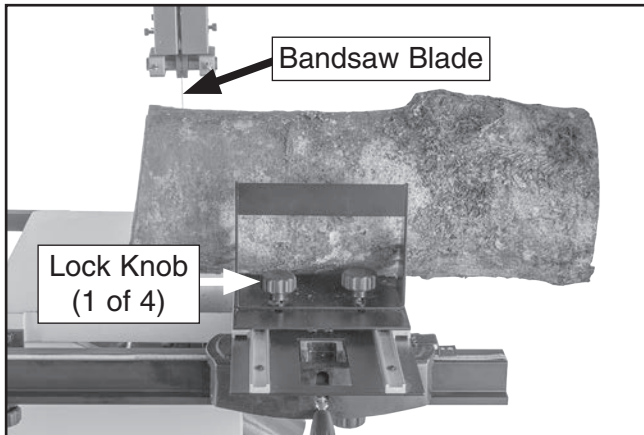


Figure 3. Workpiece secured in log holders.

!WARNING

If workpiece center of gravity (see Figure 4) extends too far right, jig can easily tip off of bandsaw sled. Body parts could be pulled into moving blade or pinched/crushed if caught under falling workpiece. If jig is not firmly seated on bandsaw sled, use roller table (or other method of workpiece support) or cut down workpiece to more manageable length.

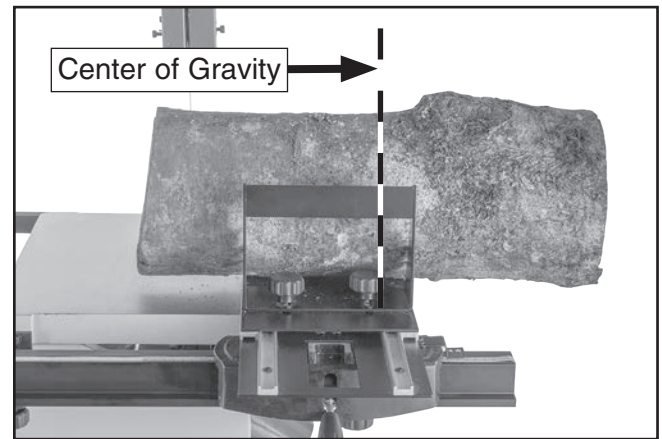
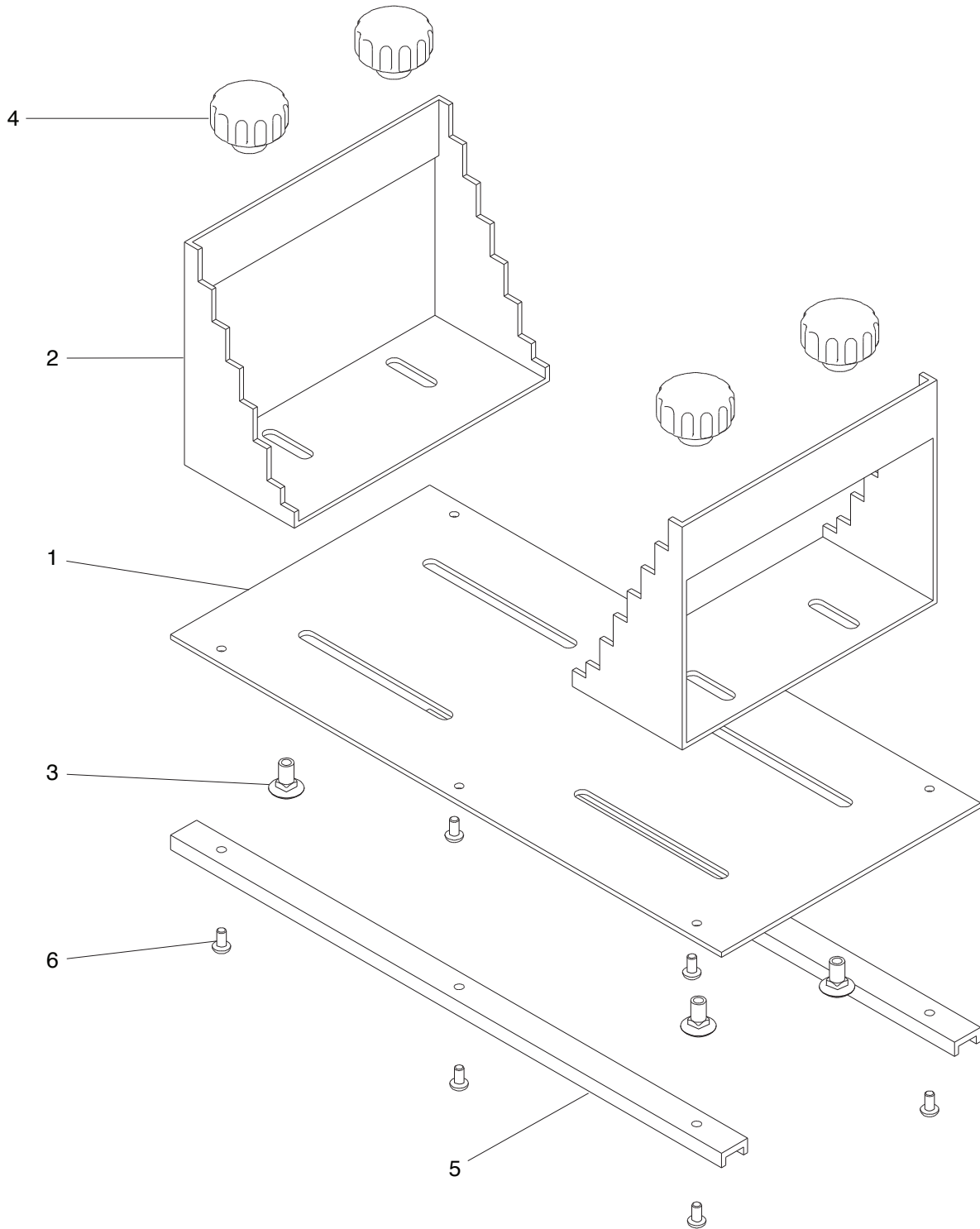


Figure 4. Example of center of gravity.

7. Connect bandsaw to power, turn bandsaw **ON**, then slide jig forward on sled to feed workpiece through blade and to complete cut.



T32839 Parts Breakdown & List



REF	PART #	DESCRIPTION
1	PT32839001	CROSSCUT TABLE
2	PT32839002	LOG HOLDER
3	PT32839003	CARRIAGE BOLT M8-1.25 X 15

REF	PART #	DESCRIPTION
4	PT32839004	KNOB M8-1.25, 12-LOBE, D39
5	PT32839005	TRACK
6	PT32839006	BUTTON HD CAP SCR M5-.8 X 10

Please Note: We do our best to stock replacement parts whenever possible, but we cannot guarantee that all parts shown here are available for purchase. Call (800) 523-4777 or visit our online parts store at www.grizzly.com to check for availability.

Model T32838 (Mfd. Since 11/21)



BUY PARTS ONLINE AT GRIZZLY.COM!
Scan QR code to visit our Parts Store.





Buy Direct and Save with Grizzly® – Trusted, Proven and a Great Value!
~Since 1983~

*Visit Our Website Today For
Current Specials!*

**ORDER
24 HOURS A DAY!
1-800-523-4777**

