



MODEL T34360 EXTENSION WINGS FOR MODEL G0999 15" PLANER INSTRUCTIONS

For questions or help with this product contact Tech Support at (570) 546-9663 or techsupport@grizzly.com

Introduction

The Model T34360 Extension Wings for Model G0999 15" Planer are made of steel construction and measure 17" long, 14" wide, and 1 $\frac{3}{4}$ " tall, offering increased infeed/outfeed area to support longer workpieces.



Figure 1. Model T34360 Extension Wings installed on Model G0990.

Inventory

Description	Qty
A. Extension Wings	2
B. Mounting Brackets.....	4
C. Shoulder Screws M8-1.25 x 12, 4 x 13.....	8
D. Button Head Cap Screws M6-1 x 10.....	8
E. Hex Wrench 4mm.....	1

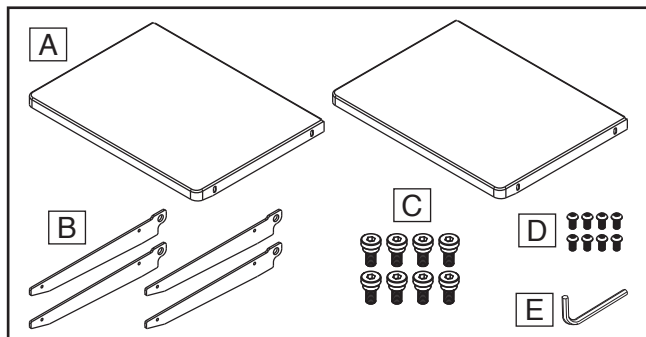


Figure 2. Boxed inventory.

Installation



Items Needed

Qty

Safety Glasses (Per Person).....	1 Pr.
Hex Wrench 5mm.....	1
Straightedge 36".....	1

To install extension wings:

1. DISCONNECT MACHINE FROM POWER!
2. Attach (1) mounting bracket to each corner of machine base (see **Figure 3**) with (8) M8-1.25 x 12, 4 x 13 shoulder screws.

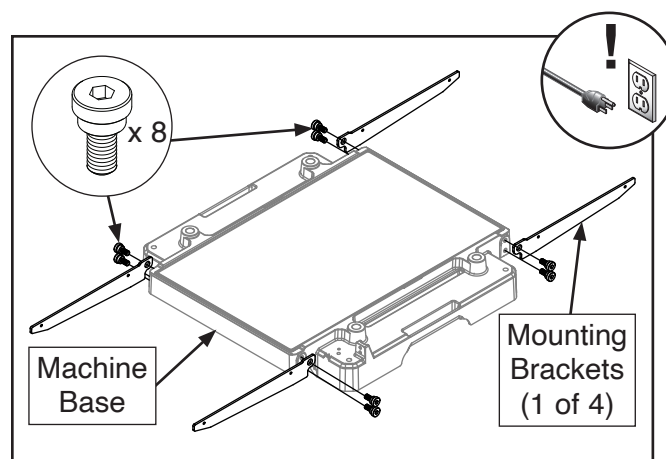


Figure 3. Location of mounting brackets and fasteners.

3. Place (1) extension wing on front mounting brackets.

COPYRIGHT © NOVEMBER, 2024 BY GRIZZLY INDUSTRIAL, INC.
NO PORTION OF THIS MANUAL MAY BE REPRODUCED IN ANY SHAPE
OR FORM WITHOUT THE WRITTEN APPROVAL OF GRIZZLY INDUSTRIAL, INC.
(FOR MODELS MFD. SINCE 01/25) #JA23429 PRINTED IN TAIWAN

V1.11.24

Keep for Future Reference

4. Thread (4) M6-1 x 10 button head cap screws through extension wing and into mounting brackets, then hand tighten (see **Figure 4**).

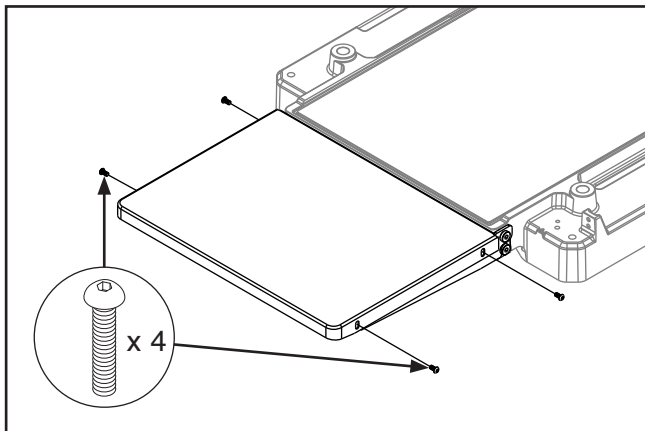
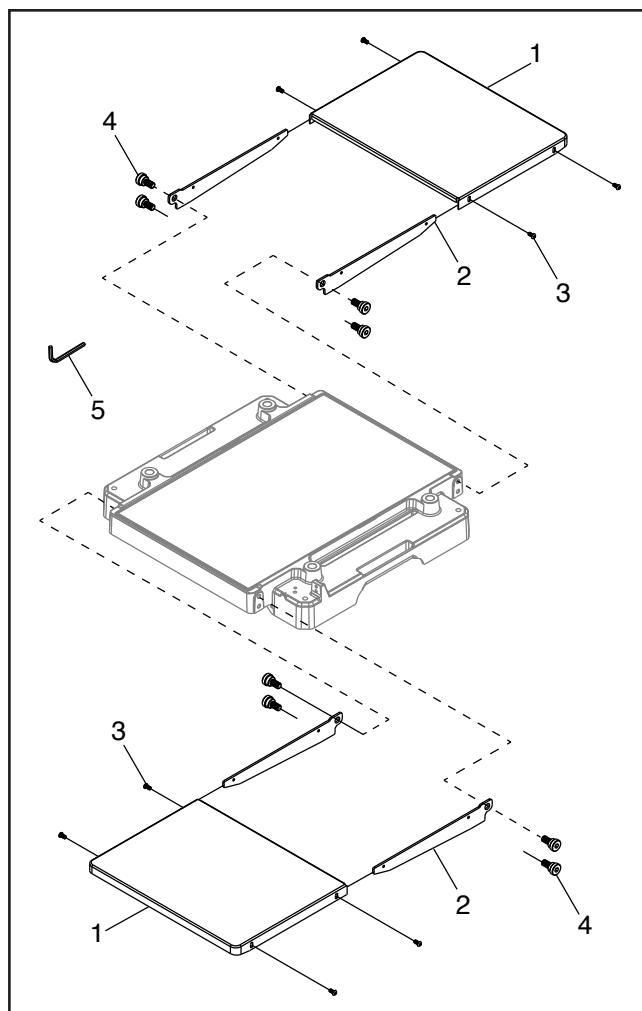


Figure 4. Location of extension wing fasteners.

5. Repeat **Steps 3–4** for rear extension wing.
6. Place straightedge across extension wings and machine table to verify they are aligned. Make adjustments as necessary.
7. Once extension wings are aligned, fully tighten fasteners from **Step 4**.

T34360 Parts Breakdown & List



REF	PART #	DESCRIPTION
1	PT34360001	EXTENSION WING
2	PT34360002	MOUNTING BRACKET
3	PT34360003	BUTTON HD CAP SCR M6-1 X 10
4	PT34360004	SHOULDER SCREW M8-1.25 X 12, 4 X 13
5	PT34360005	HEX WRENCH 4MM

Please Note: We do our best to stock replacement parts when possible, but we cannot guarantee that all parts shown are available for purchase. Call (800) 523-4777 or visit www.grizzly.com/parts to check for availability.

