



# MODEL G2908

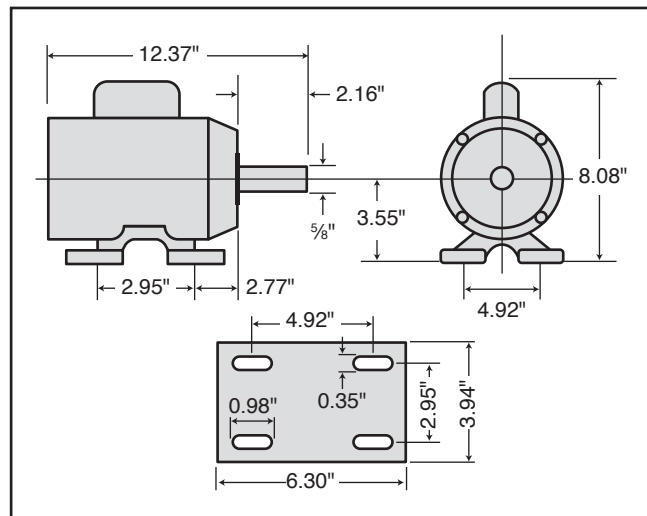
## 1½ HP ELECTRIC MOTOR

### INSTRUCTIONS

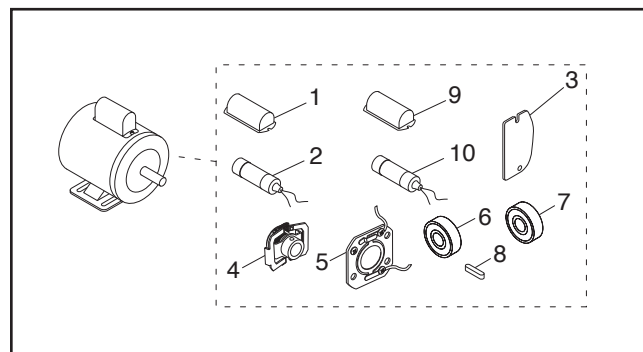
For questions or help with this product contact Tech Support at (570) 546-9663 or techsupport@grizzly.com

#### Model G2908 Specifications

Power ..... 1½ HP  
 Cycle..... 60Hz  
 Voltage..... 110/220V  
 Prewired ..... 110V  
 Amps ..... 15.6A/7.8A  
 RPM..... 3450  
 Phase ..... Single  
 Class..... E




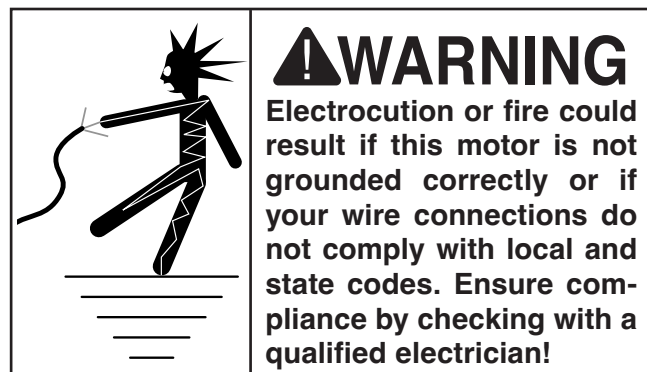
#### Replaceable Parts



REF	PART #	DESCRIPTION
1	P2908001	S CAPACITOR COVER
2	P2908002	S CAPACITOR 400M 125V 1-3/4 X 3-3/8
3	P2908003	WIRING COVER PLATE
4	P2908004	CENTRIFUGAL SWITCH 1/2-3450
5	P2908005	CONTACT PLATE
6	P2908006	BALL BEARING 6202ZZ
7	P2908007	BALL BEARING 6203ZZ
8	P2908008	KEY 3/16 X 3/16 X 1-1/4
9	P2908009	R CAPACITOR COVER
10	P2908010	R CAPACITOR 25M 250V 1-3/8 X 2-3/8

#### Making Wire Connections

If you are unsure how to attach wires to terminals, DO NOT continue. Contact an electrician for assistance. Connecting wires improperly may cause electrocution, fire, or a short.



COPYRIGHT © JULY, 2012 BY GRIZZLY INDUSTRIAL, INC., REVISED JUNE, 2024 (LW)  
 NO PORTION OF THIS INSTRUCTION SHEET MAY BE REPRODUCED IN ANY SHAPE  
 OR FORM WITHOUT THE WRITTEN APPROVAL OF GRIZZLY INDUSTRIAL, INC.  
 (FOR MODELS MFD. SINCE 08/24) #KN15083 PRINTED IN TAIWAN

V2.06.24

\*\*\*Keep for Future Reference\*\*\*